PTR HARTMANN
A Phoenix Mecano Company

Verdrehgesicherter Federkontakt 160 mil / 4.0 mm

HIGHLIGHTS	
Verdrehsicherung durch Zwangsführung zwischen Kolben und Gehäuse	
Sicherer Sitz des Federkontaktes durch Rändelung am Gehäuse	
MECHANISCHE DATEN	
Rastermaß	4.00 mm/160 mil
Maximaler Hub	5.00 mm
Arbeitshub	4.00 mm
Federvorspannung	0.50/ 0.80/ 1.25 N
Federkraft bei Arbeitshub	1.50/ 3.00/ 5.00 N
Temperaturbereich	-30 °C - +120 °C
ELEKTRISCHE WERTE	
Dauerstrom	14.0 A
Typischer Durchgangswiderstand	<= 30 mOhm
WERKSTOFFE	
Gehäuse	Messing, vergoldet
Kolben	CuBe
Hülse	Messing, vergoldet
EMPF. BOHRER - DURCHMESSER	
HP 2361.1 / EP CP 201 (Trolitax)	3.00 mm
HGW 2372 (Hartglasgewebe)	3.00 mm
HOCHTEMPERATURANWENDUNGEN	
Temperaturbereich	-40 °C - +250 °C
Federvorspannung	0.50 N
Federkraft bei Arbeitshub (Bestellindex E)	1.50 N

PTR HARTMANN
A Phoenix Mecano Company

Verdrehgesicherter Federkontakt 160 mil / 4.0 mm

TASTKOPFFORM - DURCHMESSER - OBERFLÄCHE

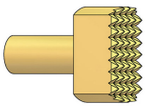	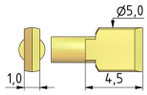	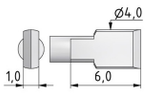	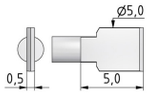	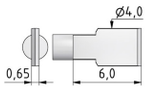
CY	Y	Y4	Y3	Y5
6.00 x 3.00C Au	5.00 x 1.00C Au 5.00 x 1.00C Ni	4.00 x 1.00C Ni	5.00 x 0.50C Ni	4.00 x 0.65C Ni
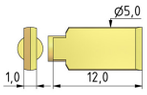	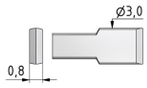	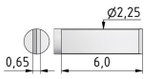	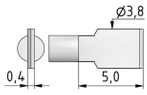	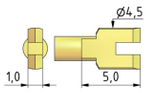
Y8	Y10	Y11	Y14	Y15
5.00 x 1.00C Au	3.00 x 0.80C Ni	2.25 x 0.65C Ni	3.80 x 0.40C Ni	4.50 x 1.00C Au
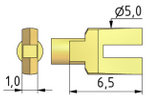				
Y16				
5.00 x 1.00C Au				

TECHNISCHE DATEN // Serie 1053

Verdrehgesicherter Federkontakt 160 mil / 4.0 mm

1053-Y
(auch für Tastköpfe Y4 / Y15 / CY)

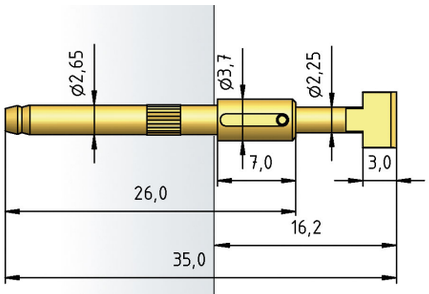

1053-Y8

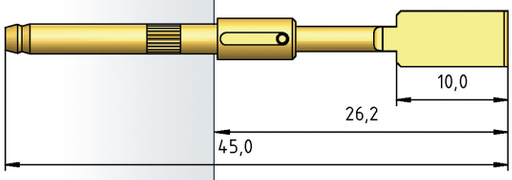

1053-Y16

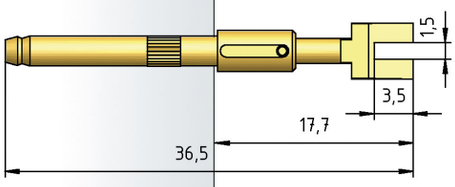

1053-Y3
(auch für Tastköpfe Y5 / Y10 / Y11 / Y14)

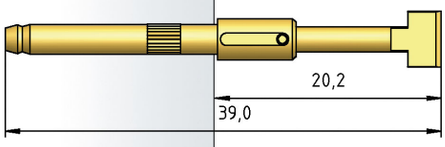

H 1050 L

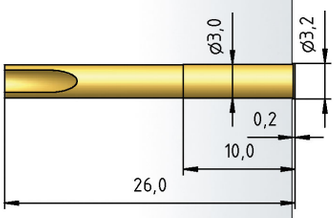

H 1050 LST

H 1050 W

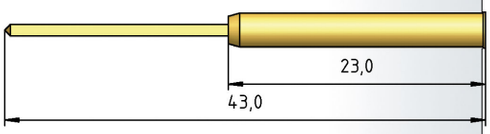

TECHNISCHE DATEN // Serie 1053

Verdrehgesicherter Federkontakt 160 mil / 4.0 mm

BESTELLBEISPIEL

1053	-	Y	-	1.5 N	E	-	Ni	-	5.0x	1.0	C
1		2		3	4		5		6	7	8

1. Serie 2. Kopfform 3. Federkraft
4. Hochtemperatur 5. Tastkopfveredelung
6. Kopfdurchmesser 7. Kopfdicke 8. Tastkopfmaterial (nur bei CuBe)